

























## Signaling Pathways Key

	Kinase		Direct Stimulatory Modification
	Phosphatase		Direct Inhibitory Modification
	Transcription Factor		Multistep Stimulatory Modification
	Caspase		Multistep Inhibitory Modification
	Receptor		Tentative Stimulatory Modification
	Enzyme		Tentative Inhibitory Modification
	Cyclin, pro-apoptotic		Transcriptional Stimulation
	pro-survival		Transcriptional Inhibition
	GAP / GEF		Translocation
	GTPase		Separation of Subunits or Cleavage Products
	G-protein, ribosomal subunit		Joining of Subunits
	Acetylase		
	Deacetylase		